

Panasonic Telephone Systems

Panasonic KX-TAW848

Panasonic KX-TAW848, KX TAW848, KXTAW848, TAW848




www.voicesonic.com



Phone: 877-289-2829



PANASONIC COMMUNICATION SYSTEMS





KX-TAW848 ADVANCED HYBRID WIRED/WIRELESS SYSTEM CONTROL UNIT



PART LIST





| Model Number | Description | Per Master Carton | | UPC Code 0-37988- |
|---|--|-------------------|------------------|----------------------|
| | | Units | Weight | |
| KX-TAW848 ADVANCED HYBRID WIRED/WIRELESS SYSTEM CONTROL UNIT | | | | |
| KX-TAW848  | CONTROL UNIT The KX-TAW848 control unit is initially configured with 4 Extension Ports and 4 Loop Start CO ports (1 LCOT card), Power Supply, RS-232 port, USB port, MOH port, Paging port and an SD card. The system is expandable to 8 COs and 24 extension ports. The 24 extension ports can support a combination 51 wired and wireless extensions. Please refer to the KX-TAW848 Capacities Chart #1 before configuring the system. Programming software and manuals are packed with the control unit. Features <ul style="list-style-type: none"> • Multi-Cell Wireless • PC-Based Programming • Automatic Route Selection (ARS) • Toll Restriction • Caller ID APT and SLT Telephones • In Skin Voice Mail Card and Voice Mail System Integration • Compatible with KX-T7700, 7300, 7000 Series Telephones and SLT • Direct Inward System Access (DISA) | 1 | 14.1 lbs. | 85094-5 |
| KX-TAW848 MOUNTING HARDWARE | | | | |
| KX-A244X | 19" RACK MOUNT BRACKET FOR THE KX-TAW848 For mounting the KX-TAW848 cabinet in a 19" rack. | 1 | 3.85 lbs. | 85112-6 |
| KX-TAW848 STATION CARDS | | | | |
| KX-TAW84870 | 4-PORT HYBRID LINE CARD (HLC4) 4 ports per card. Supports KX-T7700 (APT) series telephones, Single Line (SLT) and DSS console, (KX-T0141) 2 port Cell Station and DPITS Voice Mail. Maximum one per system. Please refer to KX-TAW848 System Capacities Chart #1 prior to configuring a system. | 5 | 4.4 lbs. | 85098-3 |
| KX-TAW84874 | 8-PORT SINGLE LINE CARD (SLC8) 8 ports per card. Supports single line telephones (SLT). Also equipped with 8 DTMF receivers. 2 cards max per system. Please refer to KX-TAW848 System Capacities Chart #1 prior to configuring a system. | 5 | 5.18 lbs. | 85099-0 |
| KX-TAW84875 | 4-PORT PROPRIETARY LINE CARD (PLC4) 4 ports per card. Supports KX-T7700 series (APT), DSS and DPITS Voice Mail. 1 card max per system. Please refer to KX-TAW848 System Capacities Chart #1 prior to configuring a system. | 5 | 4.41 lbs. | 85100-3 |
| KX-TAW84876 | 8-PORT PROPRIETARY EXTENSION CARD (PLC8) 8 ports per card. Supports KX-T7700 Series (APT), DSS and DPITS Voice Mail. 2 cards max per system. Please refer to KX-TAW848 System Capacities Chart #1 prior to configuring a system. | 5 | 5.1 lbs. | 85101-0 |
| KX-TAW848 CENTRAL OFFICE CARDS | | | | |
| KX-TAW84880 | 4 PORT LOOP START CO CARD (LCOT4) 4 ports per card. 2 ports have power failure transfer. 1 optional (KX-TAW84893) 4 port caller ID can be mounted to support caller ID. Please refer to KX-TAW848 System Capacities Chart # 4 prior to configuring a system. | 5 | 4.4 lbs. | 85102-7 |
| KX-TAW848 ACCESSORIES | | | | |
| KX-TAW84861 | 4-PORT DOORPHONE/DOOR OPENER CARD (DPH4) Supports up to 4 doorphones (KX-T30865, KX-T7775 and Video Door Intercom Systems VL-GM201A and VL-GM301A). Also equipped with 4 dry contacts for connection to electric door strike or other compatible type equipment. Maximum 1 per system. | 5 | 6.3 lbs. | 85095-2 |

| Model Number | Description | Per Master Carton | | UPC Code 0-37988- |
|---|---|-------------------|-----------|----------------------|
| | | Units | Weight | |
| KX-TAW848 ACCESSORIES (Continued) | | | | |
| KX-TAW84866 | 8-CHANNEL ECHO CANCELLER CARD (ECHO8) Provides echo cancellation for conference calls for up to 16 ports. Maximum of one per system. | 5 | 3.85 lbs. | 85096-9 |
| KX-TAW84868 | EXTENSION CALLER ID CARD (EXT-CID) Required to pass Caller ID to Single line telephones, fax, answering machines etc. Supports up to 8 SLT devices. One card per system. Mounts in any of the optional slots. | 5 | 3.85 lbs. | 85097-6 |
| KX-TAW84893 | 4-PORT CALLER ID CARD (CID4) Required to receive Caller ID information from the CO. Each KX-TAW84893 activates caller ID on 4 CO lines. Mounts on the KX-TAW84880 Loop Start CO Cards. | 5 | 1.10 lbs. | 85104-1 |
| KX-TAW84896 | REMOTE CARD (V.90) (RMT) Modem card for remote maintenance and programming. Maximum 1 per system. Mounts in any of the optional slots. | 5 | .881 lbs. | 85105-8 |
| KX-TAW84891 | 2- CHANNEL MESSAGE CARD (MSG2) Provides 2 ports for outgoing messages for DISA, Queuing, Wake-Up and internal hold melody. A maximum of 32 messages can be recorded with a maximum total recording time of 15 minutes. Mounts in any of the optional slots. | 5 | 3.85 lbs. | 85103-4 |
| KX-TDA5192 | SIMPLIFIED VOICE MESSAGE CARD (SVM) Adds simple voice mail to the system. Each extension can be assigned their own mail box. One card supports 2 ports, 125 messages and 60 minutes of recording time. Each user can record a personal greeting message that is played to a caller when leaving a voice message. The user can also play back and clear greeting messages and the voice messages left by callers. Maximum of two cards per system. For use in the KX-TDA50 and the KX-TAW848 only. | 3 | 3.28lbs | 85173-7 |
| MULTI-CELL WIRELESS | | | | |
| KX-T0141  | 2-CHANNEL CELL STATION (CS) Connects to the 4 port Hybrid Extension card that is included in the main cabinet and the KX-TAW84870. Required for multi-cell wireless operation. Maximum of 4 per KX-TAW848 system. Please refer to the KX-TAW848 System Capacities Chart #1 prior to configuring a system. | 5 | 2.86 lbs. | 85093-8 |
| KX-TD7690  Backlit LCD Display | 2.4GHZ EXECUTIVE MULTI-CELL WIRELESS HANDSET <ul style="list-style-type: none"> • 5-Line LCD with Back-Light • Navi-key Operation • Supports PBX Functionality • Headset Jack • Speakerphone • Vibrate Mode • Auto Answer • Requires KX-T0141 Cell Station | 3 | 5.31 lbs. | 85060-0 |

| Model Number | Description | Per Master Carton | | UPC Code 0-37988- |
|--|---|-------------------|------------------|--------------------------------|
| | | Units | Weight | |
| MULTI-CELL WIRELESS (Continued) | | | | |
| KX-TD7680  <i>Backlit LCD Display</i> | 2.4GHZ MULTI-CELL WIRELESS HANDSET <ul style="list-style-type: none"> • 3-Line LCD with Back-Light • Navi-key Operation • Supports PBX Functionality • Headset Jack • Speakerphone • Vibrate Mode • Auto Answer • Requires KX-T0141 Cell Station | 3 | 4.51 lbs. | 85067-9 |
| KX-A264 | CARRYING CASE FOR KX-TD7680 Black, carrying case with belt clip for the KX-TD7680. | 6 | 0.9 lbs. | 85113-3 |
| KX-A269 | CARRYING CASE FOR KX-TD7690 Black carrying case with belt clip for the KX-TD7690. | 12 | 1.55 lbs. | 85065-5 |
| PSZZTD142CE | SITE SURVEY CELL STATION BATTERY PACK Used to power the KX-T0141 Cell Station, for site surveys. The Cell Station, along with a KX-TD7680 or a KX-TD7690 is used as a tool to assist the installer in determining coverage and the placement of the cell stations. Requires 1 PSZZ1TD0142 power supply adapter. Must be purchased from the Panasonic Parts Center at: 800-833-9626. | N/A | N/A | N/A |
| PSZZ1TDA0142 | BATTERY PACK/STATION CONTROL Consists of a connector to connect the Cell Station battery pack to a Cell Station for doing site surveys. 1 required with the Cell Station Battery Pack Must be purchased from the Panasonic Parts Center at: 800-833-9626. | N/A | N/A | N/A |
| PROPRIETARY WIRELESS TELEPHONES | | | | |
| KX-TD7896 KX-TD7896-W  <i>Blue Backlit LCD Display</i> | 2.4GHZ FREQUENCY HOPPING SPREAD SPECTRUM (FHSS) MULTI-LINE TELEPHONE WITH BLUE BACKLIT LCD DISPLAY 2.4 GHz Frequency Hopping Spread Spectrum (FHSS), 6 Line Multifunction Blue Backlit LCD Display • 12 Programmable CO Line/ Feature/DSS Positions, Joystick Navigation Key, Speakerphone with Auto Answer, Caller ID Compatible, Message Waiting Indicator, Headset Jack and Belt Clip. 25 Channel Auto Scanning, Separate Charging Unit, Separate Wall Mountable Base Antenna, Programmable Ring, Melody or Vibrator • One Nickel Metal Hydride Battery Included • Maximum of 4 per Installation | 3 | 11.4 lbs. | 82591-2 |
| | ALSO AVAILABLE IN WHITE KX-TD7896-KX-TD7896-W | 3 | 11.4 lbs. | White 82630-8 |

| Model Number | Description | Per Master Carton | | UPC Code 0-37988- |
|---|--|-------------------|-----------|-------------------------|
| | | Units | Weight | |
| KX-T7700 SERIES HYBRID SYSTEM TELEPHONES | | | | |
| KX-T7750 KX-T7750-B  | 24 BUTTON MONITOR TELEPHONE <ul style="list-style-type: none"> • 24 Programmable Buttons • 12 CO & 12 Personal/Feature • 10 fixed buttons for (Intercom, Conference, Program, Voice Mail, Pause, Forward/Do Not Disturb, Flash/Recall, Auto Answer/Mute, Auto Dial/Store and Redial) • 3 large buttons for Hold, Transfer and Monitor • Volume Control for Speaker, Ringer and Handset • Headset Jack • Wall Mountable | 3 | 1.28 lbs. | 50136-0 |
| | KX-T7750-B CHARCOAL/BLACK VERSION | 3 | 1.28 lbs. | Black 50143-0 |
| KX-T7720 KX-T7720-B  | 24 BUTTON SPEAKERPHONE TELEPHONE <ul style="list-style-type: none"> • 24 Programmable Buttons • 12 CO & 12 Personal/Feature • 10 fixed buttons for (Intercom, Conference, Program, Voice Mail, Pause, Forward/Do Not Disturb, Flash/Recall, Auto Answer/Mute, Auto Dial/Store and Redial) • 3 large buttons for Hold, Transfer and Speakerphone • Volume Control for Speaker, Ringer and Handset • Headset Jack • Wall Mountable | 3 | 2.46 lbs. | 50051-0 |
| | KX-T7720-B CHARCOAL/BLACK VERSION | 3 | 2.46 lbs. | Black 50068-0 |
| KX-T7731 KX-T7731-B  | 24 BUTTON SPEAKERPHONE TELEPHONE WITH BACKLIT DIAL KEYPAD AND 1 LINE BACKLIT LCD DISPLAY <ul style="list-style-type: none"> • 24 Programmable Buttons, 12 CO & 12 Personal/Feature • 10 fixed buttons for (Intercom, Conference, Program, Voice Mail, Pause, Forward/Do Not Disturb, Flash/Recall, Auto Answer/Mute, Auto Dial/Store and Redial) plus 3 large buttons for Hold, Transfer and Speakerphone • Navigation Key for Volume, Display Contrast and Function selection, Headset Jack, Wall Mountable | 3 | 2.55 lbs. | 85114-0 |
| <i>Backlit Dial Keypad & LCD Display</i> | KX-T7731-B CHARCOAL/BLACK VERSION | 3 | 2.55 lbs. | Black 85115-7 |
| KX-T7736 KX-T7736-B  | 24 BUTTON SPEAKERPHONE TELEPHONE WITH BACKLIT DIAL KEYPAD AND 3 LINE BACKLIT LCD DISPLAY <ul style="list-style-type: none"> • 24 Programmable Buttons • 12 CO & 12 Personal/Feature • 10 fixed buttons for (Intercom, Conference, Program, Voice Mail, Pause, Forward/Do Not Disturb, Flash/Recall, Auto Answer/Mute, Auto Dial/Store and Redial) plus 3 large buttons for Hold, Transfer and Speakerphone • Navigation Key for Volume, Display Contrast and Function selection, Headset Jack, Wall Mountable | 3 | 2.56 lbs. | 85116-4 |
| <i>Backlit Dial Keypad & LCD Display</i> | KX-T7736-B CHARCOAL/BLACK VERSION | 3 | 2.56 lbs. | Black 85117-1 |

| Model Number | Description | Per Master Carton | | UPC Code 0-37988- |
|---|--|-------------------|------------------|--------------------------|
| | | Units | Weight | |
| KX-T7700 SERIES HYBRID SYSTEM TELEPHONES (Continued) | | | | |
| KX-T7737 KX-T7737-B  | 24 BUTTON SPEAKERPHONE TELEPHONE WITH TALKING CALLER ID, 3 LINE BACKLIT LCD DISPLAY AND BACKLIT KEYPAD 24 Programmable Buttons, 12 CO & 12 Personal/Feature, 10 fixed buttons for (Intercom, Conference, Program, Voice Mail, Pause, Forward / Do Not Disturb, Flash/Recall, Auto Answer/Mute, Auto Dial/Store and Redial) plus 3 large buttons for Hold, Transfer and Speakerphone, Navigation Key for Volume, Display Contrast and Function selection, Headset Jack, Wall Mountable. | 3 | 8.16 lbs. | 51614 |
| Talking Caller ID | KX-T7740-B CHARCOAL/BLACK VERSION | 3 | 1.28 lbs. | Black 51621 |
| KX-T7740 KX-T7740-B  | 48 BUTTON DSS CONSOLE <ul style="list-style-type: none"> • 32 DSS keys with LED'S • 16 Feature keys wo/LED'S • Wall Mountable | 3 | 1.28 lbs. | 85011-2 |
| | KX-T7740-B CHARCOAL/BLACK VERSION | 3 | 1.28 lbs. | Black 85012-9 |

| Model Number | Description | Per Master Carton | | UPC Code 0-37988- |
|---|--|-------------------|-----------|----------------------|
| | | Units | Weight | |
| DOOR PHONES | | | | |
| KX-T30865-W KX-T30865-B  | STANDARD DOOR PHONE Compatible with Panasonic KX-TA824 and KX-TAW848 telephone systems. KX-T30865-B: BLACK VERSION | 3 | 1.9 lbs. | 50167-0 |
| | | 3 | 1.9 lbs. | Black 50179-0 |
| KX-T7775  | PREMIUM DOORPHONE Compatible with Panasonic KX-TA824 and KX-TAW848 telephone systems. Can be surface or recessed mounted in most plastic single gang electrical boxes. Optional decorative metal faceplates KX-A401 and 402 can be installed. Includes doorphone and power adaptor assembly. Offers twice the wiring distance of the standard KX-T30865 doorphone. | 3 | 1.72 lbs. | 85122-5 |
| KX-A401  | POLISHED BRASS FACEPLATE Mounts over the face of the KX-T7775 premium doorphone. Includes matching mounting hardware. | 3 | .25 lbs. | 85123-2 |
| KX-A402  | BRUSHED STAINLESS STEEL FACEPLATE Mounts over the face of the KX-T7775 premium doorphone. Includes matching mounting hardware. | 3 | .25 lbs. | 85124-9 |

DubUgcb]WHY`Yd\ cbY`GngHya g



See More
Panasonic Manuals



www.voicesonic.com
Phone: 877-289-2829