

# Panasonic KX-NCP500 Panasonic KX-NCP1000

PANASONIC COMMUNICATION SYSTEMS  
KX-NCP CONVERGED  
IP PBX SYSTEM



<http://www.voicesonic.com>  
Phone: 877-289-2829

Panasonic KX-NCP500, KXNCP500, NCP500, KX-NCP1000, KXNCP1000, NCP1000





## KX-NCP500/KX-NCP1000 CATALOG






















©Panasonic System Networks Company of America, 2010




**PRODUCT CATALOG**  
Effective Date September 2010 Version 1.5  
Supersedes all Previous Price Lists





**Panasonic ideas for life**




Model Number	Description	Per Master Carton		UPC Code 0-37988-
		Units	Weight	
<b>KX-NCP CONVERGED IP PBX CONTROL UNITS</b>				
<b>*****IMPORTANT*****</b>				
<p>The KX-NCP500 and the KX-NCP1000 are authorized dealer models. These models must be activated prior to installation. Only dealers who have successfully completed the KX-NCP Technical Training course and have a valid KX-NCP certification number can activate these systems. For detailed information on how to register a system please visit the <a href="http://BTSdealer.com">BTSdealer.com</a> website. If you are interested in becoming KX-NCP authorized dealer, please contact your local Panasonic Account Representative.</p>				
<b>KX-NCP500</b>    	<b>HYBRID IP PBX CONTROL UNIT WITH 5 FREE SLOTS</b> Contains: 1 Cabinet with 5 Free Slots 1 Main Processor Unit with: 1 SD Card 4 Virtual Extension Slots 2 Virtual CO Slots Enhanced Simplified Voice Mail Features (some features listed are optional) <ul style="list-style-type: none"> <li>• Multi-Cell Wireless</li> <li>• VOIP Gateway with QSIG (Enhanced System Networking)</li> <li>• VOIP Extensions</li> <li>• PC-Based Programming</li> <li>• DXDP (Digital Extra Device Port)</li> <li>• Automatic Route Selection (ARS)</li> <li>• Toll Restriction</li> <li>• Caller ID (Name &amp; Number)</li> <li>• ISDN Primary Rate Interface (PRI) with QSIG and T1</li> <li>• Networking with Centralized Voice Mail</li> <li>• Voice Mail Integration</li> <li>• Uniform Call Distribution (UCD)</li> <li>• Direct Inward System Access (DISA)</li> </ul>	<b>1</b>	<b>16.00 lbs.</b>	<b>—</b>
<b>KX-NCP1000</b>    	<b>HYBRID IP PBX CONTROL UNIT WITH 7 FREE SLOTS</b> Contains: 1 Cabinet with 7 Free Slots 1 Main Processor Unit with: 1 SD Card 4 Virtual Extension Slots 4 Virtual CO Slots Enhanced Simplified Voice Mail Features (some features listed are optional) <ul style="list-style-type: none"> <li>• Multi-Cell Wireless</li> <li>• VOIP Gateway with QSIG (Enhanced System Networking)</li> <li>• VOIP Extensions</li> <li>• PC-Based Programming</li> <li>• DXDP (Digital Extra Device Port)</li> <li>• Automatic Route Selection (ARS)</li> <li>• Toll Restriction</li> <li>• Caller ID (Name &amp; Number)</li> <li>• ISDN Primary Rate Interface (PRI) with QSIG and T1</li> <li>• Networking with Centralized Voice Mail</li> <li>• Voice Mail Integration</li> <li>• Uniform Call Distribution (UCD)</li> <li>• Direct Inward System Access (DISA)</li> </ul>	<b>1</b>	<b>18.90 lbs.</b>	<b>52505-5</b>

Model Number	Description	Per Master Carton		UPC Code 0-37988-
		Units	Weight	
<b>CONTROL UNIT RACK MOUNTING HARDWARE (INCLUDED)</b>				
<b>SYSTEM POWER SUPPLIES (INCLUDED)</b>				
<b>IPCMPR OPTIONS (REQUIRED FOR VIRTUAL EXTENSION PORTS)</b>				
<b>KX-NCP1104</b> 	<b>4-CHANNEL VOIP DSP CARD (DSP4)</b> 4-channel digital signal processor card with one SHGW4 activation key and one IPPT8 activation key preinstalled. Compliant with ITU-T G.729a and G.711a CODEC methods. To be mounted on the IPCMPR card.	<b>3</b>	<b>2.00 lbs.</b>	<b>52529-9</b>
<b>KX-TDE0110</b> 	<b>16-CHANNEL VOIP DSP CARD (DSP16)</b> 16-channel digital signal processor card with one SHGW4 activation key and one IPPT8 activation key preinstalled. Compliant with ITU-T G.729a and G.711 CODEC methods. To be mounted on the IPCMPR card.	<b>3</b>	<b>1.82 lbs.</b>	<b>51911-1</b>
<b>KX-TDE0111</b> 	<b>64-CHANNEL VOIP DSP CARD (DSP64)</b> 64-channel digital signal processor card with total 16 (four SHGW4 4-Channel) IP Trunk activation keys and total 32 (four IPPT8 8-Channel) IP Proprietary Telephone activation keys preinstalled. Compliant with ITU-T G.729a and G.711 CODEC method.	<b>3</b>	<b>1.81 lbs.</b>	<b>51928-8</b>
<b>KX-TDA0196</b>	<b>REMOTE CARD</b> Analog modem card for remote communication with the PBX. ITU-T V.90 support. Mounts on the main processor card (MPR)	<b>3</b>	<b>1.20 lbs.</b>	<b>50402-2</b>
<b>EXPANSION CARDS AND ACCESSORIES</b>				
<b>STATION CARDS</b>				
<b>KX-NCP1170</b> 	<b>4-PORT DIGITAL HYBRID EXTENSION CARD (DHLC4) – SMALL FREE SLOT</b> 4-port digital hybrid extension card for DPTs, APTs, SLTs, DSS consoles, and PT-interface CSs, with Caller ID (FSK) and 1 power failure transfer (PFT) port. Only 1 card available per system. This is the only card to provide XDP.	<b>3</b>	<b>3.40 lbs.</b>	<b>52536-6</b>
<b>KX-NCP1171</b> 	<b>8-PORT DIGITAL EXTENSION CARD (DLC8) – REGULAR FREE SLOT</b> 8-port digital extension card for DPTs, DSS consoles, and PT-interface CSs.	<b>3</b>	<b>3.64 lbs.</b>	<b>52543-3</b>
<b>KX-NCP1172</b> 	<b>16-PORT DIGITAL EXTENSION CARD (DLC16) – REGULAR FREE SLOT</b> 16-port digital extension card for DPTs, DSS consoles, and PT-interface CSs.	<b>3</b>	<b>4.28 lbs.</b>	<b>52550-0</b>
<b>KX-NCP1173</b> 	<b>8-SINGLE LINE TELEPHONE EXTENSION CARD W/ CALLER ID (SLC8) – REGULAR FREE SLOT</b> 8-port extension card for SLTs with Caller ID (FSK).	<b>3</b>	<b>3.83 lbs.</b>	<b>52567-7</b>
<b>KX-NCP1174</b> 	<b>16-SINGLE LINE TELEPHONE EXTENSION CARD W/ CALLER ID (SLC16) – REGULAR FREE SLOT</b> 16-port extension card for SLTs with Caller ID (FSK).	<b>3</b>	<b>4.43 lbs.</b>	<b>52574-4</b>









Model Number	Description	Per Master Carton		UPC Code 0-37988-
		Units	Weight	
<b>CENTRAL OFFICE CARDS</b>				
<b>KX-NCP1180</b> 	<b>4-PORT ANALOG TRUNK CARD (LCOT4) – SMALL FREE SLOT</b> 4-port analog CO line card with Caller ID (FSK/DTMF) and 1 power failure transfer (PFT) port.	3	3.30 lbs.	52581-1
<b>KX-NCP1187</b> 	<b>T1 TRUNK CARD (T1) – REGULAR FREE SLOT</b> 1-port T1 CO line card. EIA/TIA standard compliant. Channels assignable as LCO, GCO, DID, OPX or TIE (E&M). ANI and DID Supported. External Channel Service Unit (CSU) required. 1 card requires 1 free slot. (EDIT)	3	3.68 lbs.	52598-8
<b>KX-NCP1290</b> 	<b>ISDN PRIMARY RATE INTERFACE CARD (PRI23) – SMALL FREE SLOT</b> 1-port ISDN Primary Rate Interface card (23B channels). NI (North American standard ISDN protocol) compliant.	3	3.02 lbs.	52611-1
<b>RESOURCE AND FEATURE CARDS</b>				
<b>KX-NCP1190</b> 	<b>OPTIONAL 3-SLOT BASE CARD (OPB3) – REGULAR FREE SLOT</b> This card is equipped with 3 connectors to receive the following option cards: 4-Channel Message Card (MSG4), 4-Port Doorphone Card (DPH4), 4-Channel Voice Message Card (ESVM), 4-Port External Input/Output Card (EIO4) and the 16-Port Echo Cancellation Card (ECHO16). Requires 1 slot.	3	3.40 lbs.	52604-4
<b>KX-TDA0161</b> 	<b>4-PORT DOORPHONE CARD (DPH4)</b> Required to connect doorphones (KX-T30865, KX-T7765, KX-T7775 and video intercom systems VL-GM201A and VL-GM301A). Supports up to 4 doorphones and door opener relays. Mounts on the KX-NCP1190 (OPB3) card.	3	1.60 lbs.	50259-9
<b>KX-TDA0164</b> 	<b>4-PORT EXTERNAL INPUT/OUTPUT CARD (EIO4)</b> Mounts on the KX-TDA0190 or KX-NCP1190 Optional 3-Slot Base card (OPB3). Contains 4 dry contacts that allows you to control external devices such as a door strike or an automatic garage door-opener.	3	1.50 lbs.	51263-3
<b>KX-TDA0166</b> 	<b>16-PORT ECHO CANCELLATION CARD (ECHO16)</b> Provides echo cancellation for conference calls for up to 16 ports. Mounts on the KX-TDA0190 or KX-NCP1190 (OPB3) card.	3	1.30 lbs.	50266-6
<b>KX-TDA0191</b>  	<b>4-CHANNEL MESSAGE CARD (MSG4)</b> Provides 4 ports for outgoing messages for DISA, Queuing, Wake-Up and internal hold melody. A maximum of 64 messages can be recorded with a maximum total recording time of 8 minutes. Mounted on the KX-TDA0190 or KX-NCP1190	3	1.40 lbs.	50389-9
<b>KX-TDA0194</b>  	<b>4-CHANNEL VOICE MESSAGE CARD (ESVM4)</b> This card adds additional paths and mailboxes to the 2 channel ESVM that is included in the NCP. Each user can be assigned a Mail Box. Extension user can record a personal greeting, play back and clear greeting messages and voice messages, or use for extra BGM sources when using Tenant Services on version 2.0 or higher.	3	4.61 lbs.	52055-5

Model Number	Description	Per Master Carton		UPC Code 0-37988-
		Units	Weight	
<b>OPTIONAL SYSTEM SOFTWARE</b>				
<b>KX-NCPS01</b>  	<b>SD CARD FOR ENCRYPTION</b> Encrypts the voice packets providing a secure IP voice communications over the network using KX-NT300 series telephones. 1 required per system.	1	1.58 lbs.	52642-2
<b>KX-TVA VOICE PROCESSING SYSTEM CONTROL UNITS</b>				
<b>KX-TVA50</b>  	<b>BASIC CABINET:</b> The KX-TVA50 is a Voice Processing System (VPS) that supports both Voice Mail and Automated Attendant Service. The system can be installed using DPITS, APITS and In-band Integration. The basic cabinet is configured as follows: <ul style="list-style-type: none"> <li>• 2 ports expandable to 6 ports using either the KX-TVA502 or the KX-TVA503 Cards</li> <li>• 4 hours of storage expandable to 8 hours using the KX-TVA524</li> <li>• 64 Mailboxes</li> <li>• 1 USB port</li> </ul> <b>Major Features</b> <ul style="list-style-type: none"> <li>• Automated Attendant Service</li> <li>• Email Integration</li> <li>• Windows Based PC Programmable (On Site and Remote)</li> <li>• Optional Remote Modem Card</li> <li>• Proprietary Telephone Voice Mail Menu</li> <li>• Live Call Screening</li> <li>• Intercom Paging</li> <li>• Interview Service</li> <li>• Multi-lingual Voice Prompts</li> <li>• Paging Notification with Call Back Number</li> <li>• Variable playback volume/speed with pause</li> <li>• Two-way record</li> <li>• Personal Greeting For Caller ID</li> <li>• Caller ID Call Routing and Name Announce</li> </ul>	1	6.91 lbs.	85146-1
<b>KX-TVA200</b>  	<b>BASIC CABINET:</b> The KX-TVA200 is a Voice Processing System (VPS) that supports both Voice Mail and Auto Attendant services. The system can be installed using DPITS. Only the basic cabinet is initially configured as follows: <ul style="list-style-type: none"> <li>• 4 ports expandable to 24 ports using KX-TVA204 Cards</li> <li>• 1000 hours of Storage</li> <li>• 1024 Mailboxes</li> <li>• USB ports</li> </ul> <b>Major Features</b> <ul style="list-style-type: none"> <li>• Automated Attendant Service</li> <li>• Email Integration</li> <li>• Windows Based PC Programmable (On Site and Remote)</li> <li>• Optional Remote Modem Card</li> <li>• Proprietary Telephone Voice Mail Menu</li> <li>• Live Call Screening</li> <li>• Intercom Paging</li> <li>• Interview Service</li> <li>• Multi-lingual Voice Prompts</li> <li>• Paging Notification with Call Back Number</li> <li>• Variable playback volume/speed with pause</li> <li>• Two-way record</li> <li>• In-band Integration</li> <li>• Personal Greeting For Caller ID</li> <li>• Caller ID Call Routing and Name Announce</li> </ul>	1	12.28 lbs.	85143-0








Model Number	Description	Per Master Carton		UPC Code 0-37988-
		Units	Weight	
<b>KX-TVA50, KX-TVA200 &amp; KX-NCV200 EXPANSION AND FEATURE CARDS</b>				
<b>KX-TVA502</b>	<b>2 PORT DPT/APT/SLT INTERFACE CARD</b> For use with the KX-TVA50 only. Supports DPITS, APITS and In-band integration. Expands the port capacity of the system by 2 ports. A maximum of 2 cards can be installed in the KX-TVA50.	<b>3</b>	<b>0.61 lbs.</b>	<b>85147-8</b>
<b>KX-TVA503</b>	<b>2 PORT DPT INTERFACE CARD</b> For use with the KX-TVA50 only. Supports DPITS integration only. Expands the port capacity of the system by 2 ports. A maximum of 2 cards can be installed in the KX-TVA50.	<b>3</b>	<b>0.61 lbs.</b>	<b>85148-5</b>
<b>KX-TVA524</b>	<b>4 HOUR MEMORY EXPANSION CARD</b> For use with the KX-TVA50 only. Expands the storage capacity of the KX-TVA50 by 4 hours. Maximum of one card can be installed per system.	<b>3</b>	<b>0.28 lbs.</b>	<b>85149-2</b>
<b>KX-TVA594</b>	<b>LAN I/F CARD FOR USE WITH THE KX-TVA50 ONLY</b> Required to connect the KX-TVA50 to a wide or local area network Provides messaging from the TVA system to a subscribers email.	<b>3</b>	<b>0.33 lbs.</b>	<b>85150-8</b>
<b>KX-TVA204</b>	<b>4 PORT DPT INTERFACE CARD</b> For use with the KX-TVA200 only. Supports DPITS integration only. Expands the port capacity of the system by 4 ports. A maximum of 5 cards can be installed in the KX-TVA200 or KX-NCV200.	<b>3</b>	<b>0.75 lbs.</b>	<b>85144-7</b>
<b>KX-TVA296</b>	<b>REMOTE MODEM CARD</b> Modem card for use in the KX-TVA50, KX-TVA200, & KX-NCV200. Required for remote programming and administration. Maximum of one per system.	<b>3</b>	<b>0.36 lbs.</b>	<b>85145-4</b>
<b>MOUNTING HARDWARE FOR KX-TVA AND KX-NCV CONTROL UNITS</b>				
<b>KX-A249</b>	<b>19" RACKMOUNT BRACKET FOR THE KX-TVA50</b> For mounting the KX-TVA50 into a 19" rack.	<b>3</b>	<b>2.10 lbs.</b>	<b>85160-7</b>
<b>KX-A244X</b>	<b>19" RACKMOUNT BRACKET FOR THE KX-TVA200 &amp; KX-NCV200</b> For mounting the KX-TVA200 or the KX-NCV200 into a 19" rack.	<b>3</b>	<b>3.85 lbs.</b>	<b>85112-6</b>
<b>KX-DT300 SERIES DIGITAL TELEPHONES</b>				
<b>KX-DT346</b>  	<b>24 BUTTON 6-LINE BACKLIT LCD DISPLAY DIGITAL TELEPHONE</b> <ul style="list-style-type: none"><li>• 24 Programmable CO buttons</li><li>• Digital Duplex Speakerphone</li><li>• Bluetooth compatible with KX-NT307 Adaptor</li><li>• Digital Extra Device Port</li><li>• Alphanumeric Directory Search</li><li>• Available in Black or White</li></ul>	—	—	—
<b>KX-DT343</b>  	<b>24 BUTTON 3-LINE BACKLIT LCD DISPLAY DIGITAL TELEPHONE</b> <ul style="list-style-type: none"><li>• 24 Programmable CO buttons</li><li>• Digital Duplex Speakerphone</li><li>• Bluetooth compatible with KX-NT307 Adaptor</li><li>• Digital Extra Device Port</li><li>• Alphanumeric Directory Search</li><li>• Available in Black or White</li></ul>	—	—	—










Model Number	Description	Per Master Carton		UPC Code 0-37988-
		Units	Weight	
<b>KX-DT333</b>  	<b>24 BUTTON 3-LINE LCD DISPLAY DIGITAL TELEPHONE</b> <ul style="list-style-type: none"> <li>• 24 Programmable CO buttons</li> <li>• Digital Duplex Speakerphone</li> <li>• Digital Extra Device Port</li> <li>• Alphanumeric Directory Search</li> <li>• Available in Black or White</li> </ul>	—	—	—
<b>KX-DT321</b>  	<b>8 BUTTON 1-LINE BACKLIT LCD DISPLAY DIGITAL TELEPHONE</b> <ul style="list-style-type: none"> <li>• 8 Programmable CO buttons</li> <li>• Speakerphone</li> <li>• Alphanumeric Directory Search</li> <li>• Available in Black or White</li> </ul>	—	—	—
<b>KX-DT390-B</b> 	<b>DSS CONSOLE</b> 60 key DSS black console for use with the KX-DT300 series phones.	—	—	—
<b>KX-DT301</b> 	<b>USB MODULE</b> USB module for use with the KX-DT300 series phones.	—	—	—
<b>KX-NT300 SERIES IP TELEPHONES</b> <b>****FOR USE WITH THE KX-NCP VIRTUAL MPR EXTENSION PORTS ONLY ****</b>				
<b>KX-NT366</b>  	<b>4 X 12 BUTTON 6-LINE BACKLIT LCD DISPLAY IP TELEPHONE</b> <ul style="list-style-type: none"> <li>• 4 x 12-Self labeling, Programmable Keys</li> <li>• Digital Duplex Speakerphone</li> <li>• 2 Ethernet Ports (100Base-T)</li> <li>• Power Over Ethernet (PoE) or with KX-A239 AC Power Adaptor</li> <li>• Bluetooth compatible with KX-NT307 Adaptor</li> <li>• Available in Black or White</li> </ul>	3	11.77 lbs.	<b>85206-2</b>  <b>Black</b>  <b>85207-9</b>
<b>KX-NT346</b>  	<b>6-LINE BACK-LIT LCD DISPLAY IP TELEPHONE</b> <ul style="list-style-type: none"> <li>• 24 Programmable Keys</li> <li>• Digital Duplex Speakerphone</li> <li>• 2 Ethernet Ports (100Base-T)</li> <li>• Power Over Ethernet (PoE) or with KX-A239 AC Power Adaptor</li> <li>• Bluetooth compatible with KX-NT307 Adaptor</li> <li>• Available in Black or White</li> </ul>	3	11.51 lbs.	<b>85208-6</b>  <b>Black</b>  <b>85209-3</b>













Model Number	Description	Per Master Carton		UPC Code 0-37988-
		Units	Weight	
<b>KX-NT343</b>  	<b>3-LINE BACK-LIT LCD DISPLAY IP TELEPHONE</b> <ul style="list-style-type: none"> <li>• 24 Programmable Keys</li> <li>• Digital Duplex Speakerphone</li> <li>• 2 Ethernet Ports (100Base-T)</li> <li>• Power Over Ethernet (PoE) or with KX-A239 AC Power Adaptor</li> <li>• Bluetooth compatible with KX-NT307 Adaptor</li> <li>• Available in Black or White</li> </ul>	3	11.34 lbs.	85210-9  Black  85211-6
<b>KX-NT321</b>  	<b>ADVANCED IP TELEPHONE - 8 BUTTON, 1-LINE LCD, 2ND LAN PORT</b> <ul style="list-style-type: none"> <li>• 8 Programmable Keys</li> <li>• Digital Duplex Speakerphone</li> <li>• 2 Ethernet Ports (100Base-T)</li> <li>• Power Over Ethernet (PoE) or with KX-A239 AC Power Adaptor</li> <li>• Dual PBX support</li> <li>• Available in Black or White</li> </ul>	3	4.80 lbs.	52352-2  Black  52369-9
<b>KX-NT303</b>  	<b>12-KEY ADD ON MODULE</b> <ul style="list-style-type: none"> <li>• 12 programmable keys</li> <li>• Compatible with the KX-NT346, KX-NT343, KX-DT343, and KX-DT346 only</li> <li>• Available in Black or White</li> </ul> <p><b>Compatible only with KX-TDA50G software version 5.0 or higher.</b></p>	3	2.65 lbs	85212-3  Black  85211-6
<b>KX-NT305</b>  	<b>60-KEY ADD ON MODULE</b> <ul style="list-style-type: none"> <li>• 60 programmable keys</li> <li>• Compatible with the KX-NT346 and the KX-NT343 only</li> <li>• Available in Black or White</li> </ul>	3	6.36 lbs.	85214-7  Black  85215-4
<b>KX-NT307</b>	<b>BLUETOOTH MODULE</b> Required to make the KX-NT366, KX-NT346, KX-NT343, KX-DT343, and KX-DT346 telephones Bluetooth compatible.	3	1.01lbs	85216-1
<b>KX-A239</b>	<b>AC ADAPTOR FOR KX-NT300 SERIES TELEPHONES</b> <ul style="list-style-type: none"> <li>• Includes one Adaptor for use with KX-NT300 Series telephones</li> </ul>	3	1.67 lbs.	85217-8
<b>IP SPEAKERPHONES</b>				
<b>KX-NT700</b> 	<b>CONFERENCE SPEAKERPHONE WITH PoE AND SD CARD SLOT FOR RECORDING</b> <ul style="list-style-type: none"> <li>• PSTN,IP,TDE/NCP-SIP extension</li> <li>• Cordless phone connectivity</li> </ul>	—	—	52376-6












Model Number	Description	Per Master Carton		UPC Code 0-37988-
		Units	Weight	
<b>KX-NT701</b> 	<b>WIRED EXTERNAL MICROPHONE FOR USE WITH THE KX-NT700 CONFERENCE SPEAKERPHONE</b> <ul style="list-style-type: none"> <li>• Power supply from main unit</li> <li>• 3m cable length</li> <li>• 2m microphone coverage</li> </ul>	—	—	52499-9
<b>SIP TELEPHONES</b>				
<b>KX-HGT100-B</b> 	<b>SIP TELEPHONE WITH 2 LINE LCD AND 2ND LAN PORT</b> <ul style="list-style-type: none"> <li>• 2 Line x 16 Character Monochrome LCD with 4-level Contrast</li> <li>• 2 Ethernet Ports (10/100 Base-T) for PC and LAN</li> <li>• Power 100V-240V AC (50Hz) Adaptor (Optional) or Power over Ethernet (PoE)</li> </ul>	—	—	52482-2
<b>KX-NT400 SERIES IP TELEPHONES</b>				
<b>KX-NT400</b> 	<b>IP TELEPHONE WITH LARGE , COLOR, TOUCHSCREEN LCD (BLACK)</b> <ul style="list-style-type: none"> <li>• Color Touchscreen LCD Display</li> <li>• Intuitive Graphical User Interface (GUI)</li> <li>• Network Camera Integration</li> <li>• Built-in Web Browser</li> </ul>	—	—	—
<b>KX-A420</b> 	<b>AC ADAPTOR FOR KX-NT400</b>	—	—	—
<b>MULTI-CELL WIRELESS</b>				
<b>(NOTE, THE KX-NCP PLATFORM ALSO SUPPORTS THE KX-T0141 AND KX-T0151 MULTI-CELL WIRELESS 2.4GHZ CELL STATION)</b>				
<b>KX-T0155</b> 	<b>2-CHANNEL DECT CELL STATION (DCS)</b> 2-port cell station for use with multi-cell wireless feature in the TDA, TDE, NCP and TAW848 systems. The KX-T0155 connects directly to an extension port to the DHLC and DLC cards in the KX-TDA600/TDE600. Supports the KX-TD7685, KX-TD7695, KX-TD7696 DECT telephones only.	3	4.09 lbs.	85229-1
<b>KX-T0158</b> 	<b>8-CHANNEL DECT CELL STATION (DCS)</b> 8-channel cell station for use with multi-cell wireless feature in the TDA, TDE, and NCP systems. The KX-T0158 connects directly to 4 extension ports on the DHLC or DLC cards in the KX-TDA600/TDE600. Supports the KX-TD7685, KX-TD7695, KX-TD7696 DECT telephones only. Connects to virtual side only. Software must version 2.0 or higher. Can be mixed with KX-T0155 cell stations. Works with current DECT multi-cell wireless handsets. A maximum of 8 KX-NCP0158 stations can be connected to KX-NCP500/1000. Uses g.711 or g.729 codecs. Can be programmed with a static IP or through DHCP.	3	4.15 lbs.	85204-8
<b>KX-NCP0158</b> 	<b>IP-BASED CELL STATION * POE COMPATIBLE</b>	—	—	—
<b>KX-A421</b> 	<b>AC ADAPTER FOR NCP0158</b>	—	—	—

Model Number	Description	Per Master Carton		UPC Code 0-37988-
		Units	Weight	
<b>KX-TD7685</b>  <b>DECT</b>	<b>DECT MULTI CELL WIRELESS HANDSET</b> <ul style="list-style-type: none"> <li>• Speaker phone with Auto Answer</li> <li>• Ring, Melodies and Vibration mode</li> <li>• Large Back lit LCD</li> <li>• Navi-key operation</li> <li>• PBX functionality support</li> <li>• Headset jack</li> </ul>	3	5.89 lbs.	85218-0
<b>KX-TD7695</b>  <b>DECT</b>	<b>COMPACT DECT MULTI CELL WIRELESS HANDSET</b> <ul style="list-style-type: none"> <li>• Speaker phone with Auto Answer</li> <li>• Ring, Melodies and Vibration mode</li> <li>• Large Back lit LCD</li> <li>• Navi-key operation</li> <li>• PBX functionality support</li> <li>• Headset jack</li> </ul>	3	5.51 lbs.	85220-8
<b>KX-TD7696</b>  <b>DECT</b>	<b>RUGGEDIZED DECT WIRELESS PHONE</b> <ul style="list-style-type: none"> <li>• Blue, 6 line backlit LCD display</li> <li>• Dust and splash (water) resistant (IP54)</li> <li>• Illuminated keypad</li> <li>• Multiple language display</li> <li>• Speakerphone</li> <li>• Programmable soft keys</li> <li>• PBX functionality support</li> </ul>	3	6.05 lbs.	52635-5
<b>PSZZTD142CE</b> 	<b>SITE SURVEY CELL STATION BATTERY PACK</b> Used to power the KX-TD0155 or the KX-TDA0156 Cell Stations, for site surveys. The Cell Station, along with a KX-TD7685, KX-TD7695, or KX-TD7696 is used as a tool to assist the installer in determining coverage and placement of the cell stations. Requires 1 PSZZ1TDA0142 power supply ADAPTOR. Must be purchased from the Panasonic Parts Center 800-833-9626.	N/A	N/A	N/A
<b>PSZZ1TDA0142</b> 	<b>BATTERY PACK CELL STATION CONNECTOR</b> Consists of a connector to connect the Cell Station Battery Pack to Cell Station when doing site surveys. 1 required with the Cell Station Battery Pack Must be purchased from the Panasonic Parts Center at: 800-833-9626.	N/A	N/A	N/A
<b>ANALOG ENDPOINTS</b> <b>(NOTE: THE KX-NCP SERIES SUPPORTS KX-T7700 SERIES TELEPHONES WHICH NEED TO BE CONNECTED TO THE DHLC. 1 DHLC PER SYSTEM)</b>				
<b>KX-T7720</b> 	<b>24 BUTTON SPEAKERPHONE TELEPHONE</b> <ul style="list-style-type: none"> <li>• 24 Programmable Buttons</li> <li>• 12 CO &amp; 12 Personal/Feature, 10 fixed buttons for (Intercom, Conference, Program, Voice Mail, Pause, Forward/Do Not Disturb, Flash/Recall, Auto Answer/Mute, Auto Dial/Store and Redial)</li> <li>• 3 large buttons for Hold, Transfer and Speakerphone, Volume Control for Speaker, Ringer and Handset</li> <li>• Headset Jack</li> <li>• Wall Mountable</li> <li>• Available in Black or White</li> </ul>	3	2.46 lbs.	50051-0
		3	2.46 lbs.	50068-0

Model Number	Description	Per Master Carton		UPC Code 0-37988-
		Units	Weight	
 <b>Backlit Dial Keypad &amp; LCD Display</b>	<b>KX-T7731</b> <b>24 BUTTON SPEAKERPHONE TELEPHONE WITH BACKLIT DIAL KEYPAD AND 1 LINE BACKLIT LCD DISPLAY</b> <ul style="list-style-type: none"> <li>• 24 Programmable Buttons, 12 CO &amp; 12 Personal/Feature</li> <li>• 10 Fixed Buttons for (Intercom, Conference, Program, Voice Mail, Pause, Forward/Do Not Disturb, Flash/Recall, Auto Answer/Mute, Auto Dial/Store and Redial) Plus 3 Large Buttons for Hold Transfer and Speakerphone</li> <li>• Navigation Key for Volume, Display Contrast and Function Selection, Headset Jack, Wall Mountable</li> <li>• Available in Black or White</li> </ul>	3	2.56 lbs.	85114-0
		3	2.56 lbs.	85115-7
 <b>48 Button DSS Console</b>	<b>KX-T7740</b> <b>48 BUTTON DSS CONSOLE</b> <ul style="list-style-type: none"> <li>• 32 DSS keys w /LED'S</li> <li>• 16 Feature keys wo/LED'S</li> <li>• Wall Mountable</li> <li>• Available in Black or White</li> </ul>	3	1.28 lbs.	50099-0
		3	1.28 lbs.	50105-0
<b>DOOR PHONES</b>				
<b>KX-T30865-W</b> <b>KX-T30865-B</b> 	<b>STANDARD DOOR PHONE</b> Compatible with all KX-TD Digital Super Hybrid, KX-T, KX-TA Advanced Hybrid, KX-TD500 and KX-TDA Digital Hybrid IP-PBX telephone systems.  <b>KX-T30865-B: BLACK VERSION</b>	3	1.70 lbs.	Black
		3	1.70 lbs.	
<b>KX-T7765</b> 	<b>DOORPHONE WITH LUMINOUS BUTTON</b> Compatible with Panasonic KX-TD Digital Super Hybrid, KX-T and KX-TA Advanced Hybrid, KX-TD500 and KX-TDA Digital Hybrid IP PBX systems. Can be surface or recessed mounted in most plastic single gang electrical boxes.	5	3.01 lbs.	52345-5
<b>KX-T7775</b> 	<b>PREMIUM DOORPHONE</b> Compatible with Panasonic KX-TD Digital Super Hybrid, KX-T and KX-TA Advanced Hybrid, KX-TD500 and KX-TDA Digital Hybrid IP PBX systems. Can be surface or recessed mounted in most plastic single gang electrical boxes. Optional decorative metal faceplates KX-A401 and 402 can be installed. Includes doorphone and power adaptor assembly. Offers twice the wiring distance of the standard KX-T30865 doorphone.	5	4.20 lbs.	51225-5
<b>KX-A401</b> 	<b>POLISHED BRASS FACEPLATE</b> Mounts over the face of the KX-T7775 premium doorphone. Includes matching mounting hardware.	1	1.00 lbs.	51232-2
<b>KX-A402</b> 	<b>BRUSHED STAINLESS STEEL FACEPLATE</b> Mounts over the face of the KX-T7775 premium doorphone. Includes matching mounting hardware.	1	1.00 lbs.	51249-9

Model Number	Description	Per Master Carton		UPC Code 0-37988-
		Units	Weight	
<b>OPTIONAL CTI SOFTWARE</b>				
<b>TURN YOUR PC INTO A PHONE SYSTEM EXTENSION THAT TRAVELS WITH YOU WHEREVER YOU GO.</b>				
<ul style="list-style-type: none"> <li>• Stay connected without long distance charges</li> <li>• Click and call using your PC mouse</li> <li>• Take your Panasonic Communication System features anywhere</li> </ul>				
<b>PC PHONE / IP SOFTPHONE / OUTLOOK TOOLBAR SOFTWARE</b>				
<b>KX-TDA0350</b> 	<b>PC PHONE / IP SOFTPHONE / OUTLOOK TOOLBAR AND MULTI-SITE PROGRAMMING SW KEY</b> Contains 5 Keys that can be used for PC Phone, IP Softphone or Outlook Toolbar. PC Phone software provides the user with the ability to use their PC to operate their telephones when connected to the KX-DT301 USB Expansion Module. To activate PC phone requires one key. The IP Softphone is software that allows you to use your PC as a telephone when connected to LAN, WAN or VPN. Activation of the Outlook Toolbar requires 1 key and a connection to the optional USB expansion module KX-DT301.	<b>1</b>	<b>1.69 lbs</b>	<b>85943-3</b>
<b>PC CONSOLE SOFTWARE</b>				
<b>KX-TDA0300</b> 	<b>PC CONSOLE SOFTWARE</b> Contains 1 PC Console Key. PC Console software provides the user with the ability to use a PC as a system console. The PC must be connected to the KX-DT301 USB Expansion Module. Not for networking, for single system installations only. Multi-site Programming SW keys, Max 2 keys. 1st key supports 2-10 sites, a 2nd key is required to support from 11 to 100 sites. One KX-TDA0350 supports one Unified Programming and Maintenance Tool 2 to 10 sites a second KX-TDA300 must be purchased to support from 11 to 100 sites.	<b>1</b>	<b>1.69 lbs.</b>	<b>85943-3</b>
<b>KX-TDA0350</b> 	<b>IP SOFTPHONE*</b> *2 KEYS needed	<b>1</b>	<b>1.69 lbs</b>	<b>85943-3</b>
<b>ACTIVATION KEYS - PHONE ASSISTANT</b>				
<b>KX-NCS1101</b> 	<b>PHONE ASSISTANT PROFESSIONAL (1-ACTIVATION KEY)</b> Includes 1 Phone Assistant Pro user key.	<b>3</b>	<b>1.4 lbs.</b>	<b>85222-2</b>
<b>KX-NCS1105</b> 	<b>PHONE ASSISTANT PROFESSIONAL (5-ACTIVATION KEY)</b> Includes 5 Phone Assistant Pro user keys.	<b>3</b>	<b>1.4 lbs.</b>	<b>85223-9</b>
<b>KX-NCS1110</b> 	<b>PHONE ASSISTANT PROFESSIONAL (10-ACTIVATION KEY)</b> Includes 10 Phone Assistant Pro user keys.	<b>3</b>	<b>4.6 lbs.</b>	<b>85224-6</b>
<b>KX-NCS1199</b> 	<b>PHONE ASSISTANT PROFESSIONAL (128-ACTIVATION KEY)</b> Includes 128 Phone Assistant Pro user keys.	<b>1</b>	<b>1.4 lbs.</b>	<b>85225-3</b>
<b>KX-NCS1201</b> 	<b>PA SUPERVISOR (1-ACTIVATION KEY)</b> Includes 1 Phone Assistant Status Pro user key.	<b>3</b>	<b>4.6 lbs.</b>	<b>85226-0</b>
<b>KX-NCS9101</b> 	<b>PA IP SOFTPHONE (1-ACTIVATION KEY)</b> Includes 1 IP Softphone user key. This key is required to integrate the IP softphone with PA pro. A PA Pro key is also required.	<b>3</b>	<b>4.6 lbs.</b>	<b>85227-7</b>

Model Number	Description	Per Master Carton		UPC Code 0-37988-
		Units	Weight	
<b>ACTIVATION KEYS - COMMUNICATION ASSISTANT</b>				
<b>KX-NCS2101</b> 	<b>COMMUNICATION ASSISTANT BASIC (1-KEY)</b> Includes 1 Communication Assistant Basic user key.	1	-	-
<b>KX-NCS2105</b> 	<b>COMMUNICATION ASSISTANT BASIC (5-KEY)</b> Includes 5 Communication Assistant Basic user keys.	1	-	-
<b>KX-NCS2110</b> 	<b>COMMUNICATION ASSISTANT BASIC (10-KEY)</b> Includes 10 Communication Assistant Basic user keys.	1	-	-
<b>KX-NCS2140</b> 	<b>COMMUNICATION ASSISTANT BASIC (40-KEY)</b> Includes 40 Communication Assistant Basic user keys.	1	-	-
<b>KX-NCS2149</b> 	<b>COMMUNICATION ASSISTANT BASIC (128-KEY)</b> Includes 128 Communication Assistant Basic user keys.	1	-	-
<b>KX-NCS2201</b> 	<b>COMMUNICATION ASSISTANT PRO (1-KEY)</b> Includes 1 Communication Assistant Pro user key.	1	-	-
<b>KX-NCS2205</b> 	<b>COMMUNICATION ASSISTANT PRO (5-KEY)</b> Includes 5 Communication Assistant Pro user keys.	1	-	-
<b>KX-NCS2210</b> 	<b>COMMUNICATION ASSISTANT PRO (10-KEY)</b> Includes 10 Communication Assistant Pro user keys.	1	-	-
<b>KX-NCS2240</b> 	<b>COMMUNICATION ASSISTANT PRO (40-KEY)</b> Includes 40 Communication Assistant Pro user keys.	1	-	-
<b>KX-NCS2249</b> 	<b>COMMUNICATION ASSISTANT PRO (128-KEY)</b> Includes 128 Communication Assistant Pro user keys.	1	-	-
<b>KX-NCS2301</b> 	<b>ACTIVATION KEY FOR CA ACD MONITOR FOR 1 ICD SUPERVISOR</b> Includes 1 Activation Key for CA ACD Monitor for 1 ICD Supervisor.	1	-	-
<b>KX-NCS2401</b> 	<b>COMMUNICATION ASSISTANT OPERATOR CONSOLE</b> Includes 1 Communication Assistant Operator Console.	1	-	-
<b>KX-NCS2010</b> 	<b>COMMUNICATION ASSISTANT THIN CLIENT KEY</b> Includes 1 Communication Assistant Thin Client key.	1	-	-
<b>KX-NCS2020</b> 	<b>COMMUNICATION ASSISTANT CSTA MULTIPLEXER KEY</b> Includes 1 Communication Assistant CSTA Multiplexer key.	1	-	-
<b>KX-NCS2901</b> 	<b>COMMUNICATION ASSISTANT NETWORK PLUGIN (1-KEY)</b> Includes 1 Communication Assistant Network Plugin user key. Requires purchase of CA Pro, Supervisor or Operator Licenses for each site that will monitor.	1	-	-
<b>KX-NCS2905</b> 	<b>COMMUNICATION ASSISTANT NETWORK PLUGIN (5-KEY)</b> Includes 5 Communication Assistant Network Plugin user keys.	1	-	-

Model Number	Description	Per Master Carton		UPC Code 0-37988-
		Units	Weight	
<b>KX-NCS2910</b> 	<b>COMMUNICATION ASSISTANT NETWORK PLUGIN (10-KEY)</b> Includes 10 Communication Assistant Network Plugin user keys.	1	-	-
<b>KX-NCS2940</b> 	<b>COMMUNICATION ASSISTANT NETWORK PLUGIN (40-KEY)</b> Includes 40 Communication Assistant Network Plugin user keys.	1	-	-
<b>KX-NCS2949</b> 	<b>COMMUNICATION ASSISTANT NETWORK PLUGIN (128-KEY)</b> Includes 128 Communication Assistant Network Plugin user keys.	1	-	-
<b>ACTIVATION KEYS - IP SOFTPHONE</b>				
<b>KX-NCS3201</b> 	<b>1-CHANNEL IP SOFTPHONE/ADVANCED IP TELEPHONE ACTIVATION KEY (IPPTS1)</b> Provides the activation key number and registration ID to download the IPPTS1 activation key. Allows the use of 1 IP-PT/IP softphone via a VIPEXT32 card.	-	-	-
<b>KX-NCS3204</b> 	<b>4-CHANNEL IP SOFTPHONE/ADVANCED IP TELEPHONE ACTIVATION KEY (IPPTS4)</b> Provides the activation key number and registration ID to download the IPPTS4 activation key. Allows the use of 4 IP-PTs/IP softphones via a VIPEXT32 card.	-	-	-
<b>KX-NCS3208</b> 	<b>8-CHANNEL IP SOFTPHONE/ADVANCED IP TELEPHONE ACTIVATION KEY (IPPTS8)</b> Provides the activation key number and registration ID to download the IPPTS8 activation key. Allows the use of 8 IP-PTs/IP softphones via a VIPEXT32 card.	-	-	-
<b>KX-NCS3216</b> 	<b>16-CHANNEL IP SOFTPHONE/ADVANCED IP TELEPHONE ACTIVATION KEY (IPPTS16)</b> Provides the activation key number and registration ID to download the IPPTS16 activation key. Allows the use of 16 IP-PTs/IP softphones via a VIPEXT32 card.	-	-	-
<b>ACTIVATION KEYS - IP PROPRIETARY TELEPHONE (IP-PT)</b>				
<b>KX-NCS3501</b> 	<b>1-CHANNEL ADVANCED IP TELEPHONE ACTIVATION KEY (1 IP PT)</b> Provides the activation key number and registration ID to download the IPPT1 activation key. Allows the use of 1 IP-PT via a VIPEXT32 card.	-	-	-
<b>KX-NCS3504</b> 	<b>4-CHANNEL ADVANCED IP TELEPHONE ACTIVATION KEY (4 IP PT)</b> Provides the activation key number and registration ID to download the IPPT4 activation key. Allows the use of 4 IP-PTs via a VIPEXT32 card.	-	-	-
<b>KX-NCS3508</b> 	<b>8-CHANNEL ADVANCED IP TELEPHONE ACTIVATION KEY (8 IP PT)</b> Provides the activation key number and registration ID to download the IPPT8 activation key. Allows the use of 8 IP-PTs via a VIPEXT32 card.	-	-	-
<b>KX-NCS3516</b> 	<b>16-CHANNEL ADVANCED IP TELEPHONE ACTIVATION KEY(16 IP PT)</b> Provides the activation key number and registration ID to download the IPPT16 activation key. Allows the use of 16 IP-PTs via a VIPEXT32 card.	-	-	-
<b>ACTIVATION KEYS - ENHANCED FEATURES</b>				








Model Number	Description	Per Master Carton		UPC Code 0-37988-
		Units	Weight	
<b>KX-NCS3910</b> 	<b>ACTIVATION KEY FOR ENHANCED FEATURES (UCAV2)</b> Provides the activation key number and registration ID to download the UCAV2 activation key. Upgrades software to use enhanced features. See Chart #8.	—	—	—
<b>ACTIVATION KEYS - SIP TRUNK / GATEWAY</b>				
<b>KX-NCS3102</b> 	<b>2-CHANNEL SIP TRUNK / H.323 ACTIVATION KEY (SHGW2)</b> Provides the activation key number and registration ID to download the activation key that enables the use of 2 IP CO lines (H.323/SIP).	—	—	—
<b>KX-NCS3104</b> 	<b>4-CHANNEL IP TRUNK ACTIVATION KEY (SHGW4)</b> Provides the activation key number and registration ID to download the activation key that enables the use of 4 IP CO lines (H.323/SIP).	—	—	—
<b>ACTIVATION KEYS - THIRD PARTY SIP</b>				
<b>KX-NCS3701</b> 	<b>1-CHANNEL SIP EXTENSION ACTIVATION KEY (1 SIP EXTENSION)</b> Provides the activation key number and registration ID to download the SPE1 activation key. Allows the use of 1 SIP Extension via a VSIPEXT32 card.	—	—	—
<b>KX-NCS3704</b> 	<b>4-CHANNEL SIP EXTENSION ACTIVATION KEY (4 SIP EXTENSION)</b> Provides the activation key number and registration ID to download the SPE4 activation key. Allows the use of 4 SIP Extensions via a VSIPEXT32 card.	—	—	—
<b>KX-NCS3708</b> 	<b>8-CHANNEL SIP EXTENSION ACTIVATION KEY (8 SIP EXTENSION)</b> Provides the activation key number and registration ID to download the SPE8 activation key. Allows the use of 8 SIP Extensions via a VSIPEXT32 card.	—	—	—
<b>KX-NCS3716</b> 	<b>16-CHANNEL SIP EXTENSION ACTIVATION KEY (SPE16)</b> Provides the activation key number and registration ID to download the SPE16 activation key. Allows the use of 16 SIP Extensions via a VSIPEXT32 card.	—	—	—

CHART #1

MAXIMUM CO LINES		
CARDS INSTALLED IN FREE SLOTS OR VIRTUAL SLOTS		
Card Type	Maximum Number	
	KX-NCP500	KX-NCP1000
<b>IPCMPR</b>	1	1
<b>CO Line (Physical CO Line Card)</b>	7 <sup>1</sup>	9 <sup>2</sup>
<b>Virtual CO Line Card</b>	2	4
V-IPGW16	1	2
V-SIPGW16		
<b>Physical CO Line Card</b>	Total 5 <sup>3</sup>	Total 5 <sup>3</sup>
LCOT4	3	4
PR123	2	2
T1		
<b>Extension Card</b>	6	7
<b>Virtual Extension Card</b>	4	4
V-IPEXT32	4	4
V-SIPEXT32	1	2
V-IPCS4	2	
<b>Physical Extension Card</b>	2	3
DHLC4	1	2
DLC8		
DLC16		
SLC8		
SLC16		
<b>OPB3</b>	2	3
<b>Total</b>	11	15

1 When installing T1, PRI23 cards, make sure that the number of these cards x 2 + the number of the other cards does not exceed 7.

2 When installing T1, PRI23 cards, make sure that the number of these cards x 2 + the number of the other cards does not exceed 9.

3 One T1 or PRI23 card counts as 2 cards.

**CHART #1 (CONT.)**

<b>CARDS MOUNTED ON OTHER OPTIONAL SERVICE CARDS</b>			
<b>Card Type</b>	<b>Maximum Number</b>		<b>Mounted on</b>
	<b>KX-NCP500</b>	<b>KX-NCP1000</b>	
<b>DSP4</b>	1	1	IPCMPR Card
<b>DSP16</b>			
<b>DSP64</b>			
<b>RMT</b>			
<b>DPH4</b>	4	4	OPB3 Card
<b>ECHO16</b>	2 <sup>1</sup>	2 <sup>1</sup>	
<b>MSG4</b>	4	4	
<b>ESVM4</b>			
<b>EIO4</b>			

1 Only 1 ECHO16 card can be mounted on each OPB3 card.

**CHART #2**

<b>MAXIMUM CO LINES</b>			
<b>Type</b>		<b>KX-NCP500</b>	<b>KX-NCP1000</b>
<b>Total Number of CO Lines</b>		128	128
	CO Line (Physical CO Line Card)	64	64
	CO Line (Virtual CO Line Card)	8	32
	H.323 CO Lines	32	32
	SIP CO Lines	64	64
<b>Total Number of Extensions</b>		156	172
	Extension (Physical Extension Card)	28	44
	Extension (Virtual Extension Card)	128	128
	IP-PT and IP Softphone	128	128
	SIP Extension	32	64

**Note:** For non-peer-to-peer calls via the DSP card, calls cannot be made or received when all of the card's resources are being used.

CHART #3

MAXIMUM TERMINAL EQUIPMENT		
Type	KX-NCP500	KX-NCP1000
<b>Telephone</b>	156	172
<b>Single Line Port / Single Line Telephone</b>	20	36
<b>KX-DT300/KX-T7600 series Digital Proprietary Telephone</b>	24	40
<b>Other Digital Proprietary Telephone</b>	6	10
<b>Analog Proprietary Telephone</b>	4	4
<b>IP Proprietary Telephone<sup>1</sup></b>	128 <sup>2</sup>	128 <sup>2</sup>
<b>SIP Extension</b>	32	64
<b>DSS Console</b>	8	8
<b>CS</b>	32 <sup>3</sup>	32 <sup>3</sup>
<b>CS</b>	4	8
<b>High-Density CS</b>	2	5
<b>IP-CS</b>	8	4
<b>PS</b>	64	64
<b>Voice Processing System (VPS)</b>	2	2
<b>Doorphone</b>	16	16
<b>Door Opener</b>		
<b>External Sensor</b>		
<b>External Relay</b>		

1 KX-NT400, KX-NT300 series and KX-NT265 (software version 2.00 or later only)

2 For the KX-NT400, the maximum number of extensions that can be connected to the PBX is 64.

3 One 8-channel PT-interface CS or IP-CS counts as 2 CSs for the total number of CSs.

CHART #4

<b>KX-TVA VOICE PROCESSING SYSTEMS MAXIMUM CAPACITIES AND SPECIFICATIONS</b>			
		<b>KX-TVA50</b>	<b>KX-TVA200 and KX-NCV200</b>
<b>OPTIONAL CARD CAPACITIES</b>			
KX-TVA502	2-Port Hybrid Expansion Card	2	
KX-TVA524	Memory Expansion Card	1	
KX-TVA594	LAN Interface Card		
KX-TVA296	Modem Card		1
KX-TVA204	4-Port Digital Expansion Card		6
<b>INITIAL CONFIGURATION AND EXPANSION CAPABILITIES</b>			
No. of Ports	Initial Configuration	2	4
	Maximum	6	24
Recording Time	Initial Configuration	4 hours	1000 hours
	Maximum	8 hours	1000 hours
<b>SPECIFICATIONS</b>			
Custom Services	Up to 100		
Number of Messages	Unlimited up to memory storage		
Length of Personal Greeting Message	Up to 360s (programmable)		
Message Retention Time	1 to 30 days, unlimited (programmable)		
Maximum Message Length	1 to 60 minutes, unlimited (programmable)		
Maximum Combined Length of Message per Mailbox	1 to 60 minutes, unlimited( programmable)		
Number of Mailboxes	62 Subscriber+ 2 Manager	1022 Subscriber+ 2 Manager	
Power Source	100 V AC to 240 V AC, 0.25 A, 50 Hz/60 Hz	100 V AC to 240 V AC, 1.5A, 50 Hz/60 Hz	
DC Input	9 V, 0.75 A (6.75 W)	40 V, 1.38 A (55.2 W)	
Dimensions (W _ H _ D)	9 7/8 (W) x 12 3/8 (H) x 2 7/8 (D)	10 7/8 (W) x 14 7/8 (H) x 4 5/8 (D)	
Weight (without optional cards)	No more than 4.41 lbs.	No more than 9.7 lbs.	

CHART #5

KX-NCP500/1000 SYSTEM SPECIFICATIONS			
<b>Control Bus</b>		Original bus (16-bit 8 MHz 10 megabytes per second)	
<b>Communication Bus</b>		H.100 bus conformity (1024 time slots)	
<b>Switching</b>		Non-blocking	
<b>Power Input</b>	<b>KX-NCP500</b>	100 V AC to 130 V AC; 1.0 A/200 V AC to 240 V AC; 0.6 A; 50Hz/60 Hz	
	<b>KX-NCP1000</b>	100 V AC to 130 V AC; 1.3 A/200 V AC to 240 V AC; 0.8 A; 50Hz/60 Hz	
<b>Maximum Power Failure Tolerance</b>		300 ms	
<b>Memory Backup Duration</b>		7 years	
<b>Dialing</b>	<b>CO Line</b>	Dial Pulse (DP) 10 pps, 20 pps Tone (DTMF) Dialing	
	<b>Extension</b>	Dial Pulse (DP) 10 pps, 20 pps Tone (DTMF) Dialing	
<b>Mode Conversion</b>		DP-DTMF, DTMF-DP	
<b>Ring Frequency</b>		20 Hz/25 Hz (selectable)	
<b>Central Office Loop Limit</b>		1600 Ω maximum	
<b>Operating Environment</b>	<b>Temperature</b>	0 °C to 40 °C (32 °F to 104 °F)	
	<b>Humidity</b>	10 % to 90 % (non-condensing)	
<b>Conference Call CO Line</b>		From 10 × 3-party conference call to 4 × 8-party conference call	
<b>Music on Hold (MOH)</b>		1 port (Level Control: -6 dB to +6 dB per dB ) MOH1: Selectable Internal/External Music Source port	
<b>Paging</b>	<b>Internal</b>	Level Control: -6 dB to +3 dB per 3 dB	
	<b>External</b>	1 port (Volume Control: -15 dB to +6 dB per 3 dB)	
<b>Serial Interface Port</b>	<b>RS-232C</b>	1 (maximum 115.2 kbps)	
<b>RJ45 Port</b>	<b>MNT Port</b>	1 (for PC connection)	
	<b>LAN Port</b>	1 (for LAN connection)	
<b>Extension Connection Cable</b>		<b>SLT</b>	1-pair wire (T, R)
		<b>DPT</b>	1-pair wire (D1, D2) or 2-pair wire (T, R, D1, D2)
		<b>APT</b>	2-pair wire (T, R, D1, D2)
		<b>PT-interface CS</b>	1-pair wire (D1, D2)
		<b>PT-interface CS (High-Density)</b>	4-pair wire (D1, D2)
		<b>DSS Console and Add-on Key Module</b>	1-pair wire (D1, D2)
<b>Dimension</b>	<b>KX-NCP500</b>	(17 in × 3-1/2 in × 13-3/8 in)	
	<b>KX-NCP1000</b>	(17 in × 5-1/8 in × 13-3/8 in)	
<b>Weight (when fully mounted)</b>	<b>KX-NCP500</b>	Under 15.4 lbs.	
	<b>KX-NCP1000</b>	Under 17.6 lbs.	

**CHART #6**

<b>KX-TVA50 AND KX-TVA200 FEATURES</b>	
<b>System Features</b>	<b>Subscribers Features</b>
Alternate Extension Group	Auto Receipt Conformation
Auto Forwarding	Automatic Log-in (APT/DPT Integration Only)
Automated Attendant	Autoplay New Message
Broadcasting Messages	Bookmark
Busy Coverage Mode	Call Transfer Status
Call Transfer to Outside	Callback Number Entry
Caller ID Call Routing (APT/DPT Integration Only)	Caller ID Callback (DPT Integration Only)
Caller ID Screening (APT/DPT Integration Only)	Calling a Beeper (Pager)
Caller Name Announcement—Personal (APT/DPT Integration Only)	Delete Message Confirmation
Caller Name Announcement—System (APT/DPT Integration Only)	External Message Delivery List
Class of Service (COS)	External Message Delivery Service
Company Greeting	Group Distribution List—Personal
Company Name	Group Distribution List—System
Covering Extension	Incomplete Call Handling Service
Custom Service	Live Call Screening (APT/DPT Integration Only)
Daylight Saving Time Assignment	Mailbox
Dialing by Name	Mailbox Capacity Warning
DID Call Routing (DPT Integration Only)	Message Transfer
E-mail Integration	One-touch Two-way Transfer (DPT Integration Only)
Extension Group	Personal Custom Service
Fax Management	Personal Greeting for Caller ID (APT/DPT Integration Only)
Hold	Personal Greetings
Holiday Service	Playback Volume/Speed Control
Intercom Paging (APT/DPT Integration Only)	Private Message
Interview Service	Receive Message
List All Names	Message Recovery
Logical Extension (All Calls Transfer to Mailbox)	Remote Call Forwarding Set (DPT Integration Only)
Message Delivery, Internal	Subscriber Tutorial
Message Reception Mode	Temporary Personal Greeting
Message Waiting Notification—Device	Timed Reminder Setting (DPT Integration Only)
Message Waiting Notification—Lamp	Toll Saver (APT/DPT Integration Only)
Multilingual Service	Two-way Record (APT/DPT Integration Only)
No Answer Coverage Mode	Two-way Transfer (APT/DPT Integration Only)
On Hold Announcement Menu	Unlimited Message Length
Operator Service	Urgent Message
PIN Call Routing	VM Menu (DPT Integration Only)
Play System Prompt After Personal Greeting	System Setting Features
Port Service	Auto Configuration (APT/DPT Integration Only)
Rotary Telephone Service	Custom Service Builder
Service Access Commands	Default Mailbox Template
Service Groups	Password Administration
System Clock	Recording by System Administrator
System Prompts	Service Mode
Time Service (day, night, lunch, and break)	System Backup/Restore
Trunk Service (Universal Port) (APT/DPT Integration Only)	System Reports
Voice Mail Service	System Security
	Time Synchronisation (DPT Integration Only)

**CHART #7**

<b>FEATURES THAT REQUIRE THE OPTIONAL ACTIVATION KEY KX-NCS3910</b>
Centralized VM
Network ICD group
PS Roaming (using network ICD group)
250 Network DSS keys for 8 PBXs
Common extension numbering plan for two PBXs
ICD group ring with cellular phones
Cellular phone XDP parallel
DISA automatic access by cellular phone
Transfer from cellular phone
ICD group call distribution to longest idle extension
Enhanced CTI Functions



**NOTES**



**WARRANTY DATA** – COMPLETE TERMS OF THE WARRANTY ARE SET FORTH ON WARRANTY CARDS PACKED WITH THE PRODUCT AND AVAILABLE FOR THE CUSTOMER'S EXAMINATION FROM THE DEALER PRIOR TO PURCHASE.

**LIMITED WARRANTY**

- All Panasonic supplied "KX-TDE" Digital Hybrid IP-PBX + components and KX-T7600/KX-NT300 series phones (except KX-TD7680, 90, 94, 84) 2 year Parts and Labor
- All other Panasonic Supplied Hybrid, Digital Hybrid and Voice Processing Components 1 Year Parts and Labor

**ALL OF THE ABOVE SUBJECT TO TERMS OF WRITTEN WARRANTY**

**All shipments F.O.B. from our warehouse.**  
**All Orders subject to our acceptance.**  
**Prices quoted are subject to change without notice.**  
**Units, Weights and Specifications are subject to change.**  
**NO RETURNS without prior approval in writing by our Regional Office.**

**For warranty service, please send product (including detailed description of problem) to the CSD Repair Center listed below:**

Panasonic Business Telephone Service  
415 Horizon Drive Bldg. 300 Ste. 350-B  
Suwanee Ga 30024-3186  
Phone: (770-904-8350)  
Fax: (770-904-8357)  
e-mail: [btservice@us.panasonic.com](mailto:btservice@us.panasonic.com)

**MINIMUM ORDER QUANTITY POLICY**

MINIMUM ORDER QUANTITY APPLIES TO DISTRIBUTION HOUSES AND IS NOT APPLICABLE TO DEALERS.

ALL ORDERS MUST BE IN MASTER CARTON QUANTITY INCREMENTS ONLY!

MINIMUM ORDER QUANTITY OF SIX (6) UNITS FOR ALL PRODUCTS. EXCEPT:

MINIMUM ORDER QUANTITY OF THREE (3) UNITS FOR: HYBRID TELEPHONE SYSTEM COMPONENTS

NO MINIMUM ORDER QUANTITY FOR: ACCESSORIES

WHEN PRODUCT CATEGORIES ARE MIXED ON AN ORDER, THE CATEGORY WITH THE HIGHEST MINIMUM WILL DETERMINE THE MINIMUM ORDER QUANTITY FOR THAT ORDER.

# Panasonic

## ideas for life

**Panasonic Consumer Electronics Company**  
Division of Panasonic Corporation of North America

**Executive Offices**

Three Panasonic Way 4A-1, Secaucus, New Jersey 07094 • (201) 348-7000

**Panasonic Customer Call Center**

9 am - 9 pm (EST) Monday through Friday; 9 am - 7 pm (EST) Saturday and Sunday  
1-800-211-PANA  
[consumerproducts@us.panasonic.com](mailto:consumerproducts@us.panasonic.com)

**Panasonic Dealer Web Portal:** [www.btsdealer.com](http://www.btsdealer.com)

**Valued Panasonic Customers can access more information at:**  
[www.panasonic.com/ecs](http://www.panasonic.com/ecs)

**Internet Keyword:** Panasonic Digital Super Hybrid Telephone Systems

Printed in U.S.A.

© Panasonic Corporation of North America

NCP0409CAT



See More  
Panasonic Manuals

For more information call 877-289-2829  
or visit [www.voicesonic.com](http://www.voicesonic.com)



VERSION 1.5 9/15/10